010A

Two full Wave Dipoles
Panel Antenna

174÷230 MHz

Type	**010A**
Frequency	174÷230 MHz
Impedance	50 Ω
V.S.W.R.	≤ 1.10
Gain	7.8 dBd
HPBW	
E-plane	± 28°
H-plane	± 28°
Polarization	Vertical or Horizontal
Input connector	7/8" EIA flange
option 1	7/16 female
Max power	2 kW with 7/8" EIA flange
Survival wind velocity	180 km/h
Wind load at 160 km/h	
Frontal	527 N
Lateral	76 N
Dimensions	130x126x63 cm
Packing type	wooden crate
dimensions	134x130x68 cm
Net weight	36 kg
Gross weight	60 kg



The reflector is made of hot deep galvanised steel, while radiating elements, as well as nuts and screws, are made of stainless steel.

All metallic parts are connected to the ground.

Each antenna is sealed and pressurisable.

Input connector is nickel plated while internal lines are made of silver plated brass.

Also available a dismountable version.

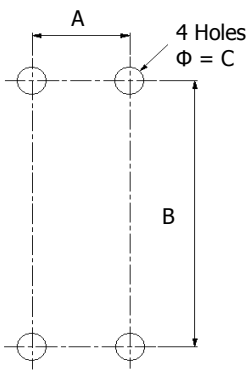

MOUNTING SYSTEM

On frame according to the mounting lay-out beside, where:
A = 80 mm
B = 800 mm
C = 17 mm

Pole mount available on request.

RADIATION PATTERN

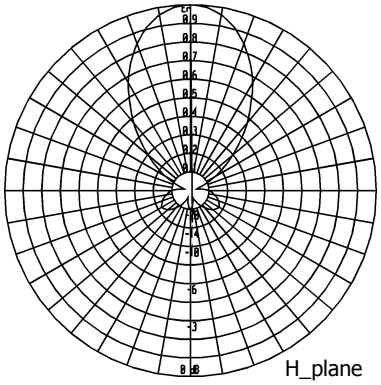

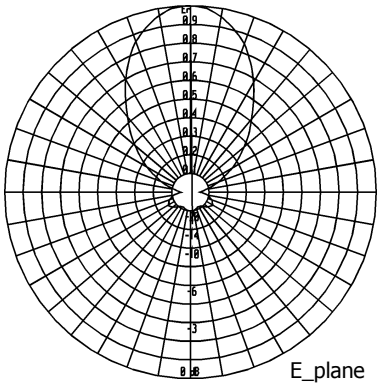

These panels can be used in vertical or horizontal polarization to set up systems having directive, semidirective and omnidirectional diagrams.

Systems made up with 010A panels can be designed on customer specifications.